


wood finish exterior cladding

## User Manual

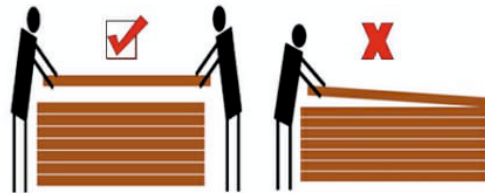
### STORAGE SYSTEMS:

1. Use Pallets.
2. Store in dry space.
3. Use cover to avoid excess humidity and heat.
4. Store flat to avoid bending or bowing of sheet.



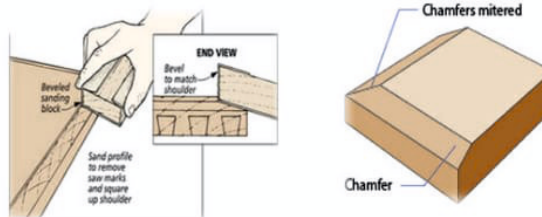
### HANDLING:

1. Lift each sheet separately.
2. Compressed air machine can be used.



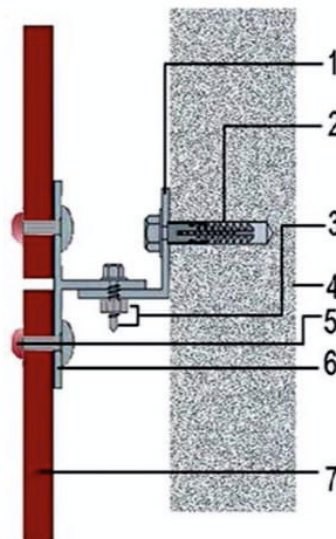
### EDGE FINISHING:

1. Edge of Compact Panel can be machined for special requirement.
2. Square cutting, Chamfering & Beveling are advisable.



### INSTALLATION DETAILS

1. Aluminium "L" Section, 50 X 70 X 1.6 mm
2. Heavy Duty Screw
3. Normal Screw & Nut
4. Plastered Wall
5. Coloured Rivet
6. Aluminium "T" Section, 70 X 50 X 1.6 mm
7. High Pressure Laminate.



wood finish | stone finish | solid finish | marble finish  
available in 5mm & 6mm thick 8x4 size. one side & both side uv